

SAMUEL HEATH

Product Number: V7K47-1LK

Description: 3 Hole wall mounted tub filler, 7 1/8" spout length

Standards



Flow rates

Gallons/Min	1.5 PSI	7.3 PSI	14.5 PSI	29.0 PSI	43.5 PSI	58.0 PSI	72.5 PSI
		6.7	9.6	15.3	17.8	20.0	22.1

Flow rate data provided is indicative of each product and is given in open outlet conditions. Installation design, external connections and fittings not supplied may affect the data provided.

Finishes Available



Chrome Plate



Polished Nickel



Non Lacquered Brass



Satin Nickel (US15)



Stainless Steel with Matt Black



Urban Brass



City Bronze



Matt Black Chrome



Country Bronze



Urban Brass Matt Lacquered



Antique Brass Matt



Antique Brass Gloss



Amber Brass



Anthracite

Control Options Available

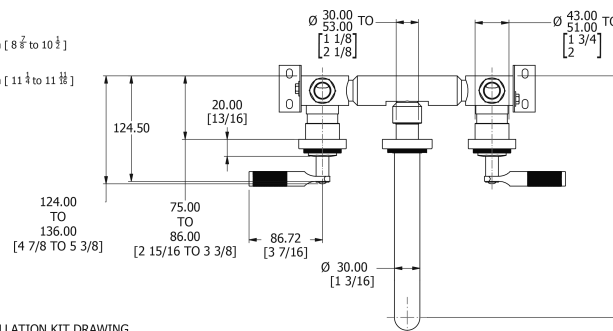


Specification Drawing

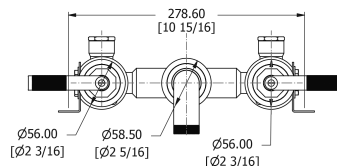
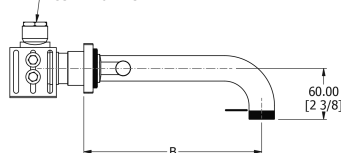
SPOUT LENGTHS:

V7K47-1 : A = 255mm to 267mm [8 7/8" to 10 1/2"]
B = 180mm [7 1/8"]

V7K47-2 : A = 285mm to 297mm [11 1/4" to 11 3/4"]
B = 210mm [8 2/5"]



SEE INSTALLATION KIT DRAWING
UK & EUR - V718 - IS - XX
US - V718 - AIS -XX



UK Customer Service

Leopold Street
Birmingham
B12 0UJ
Tel: +44 121 766 4200
Email: info@samuel-heath.com

US Customer Service

Federal I.D. No. 58-1504682
Email: usa@samuel-heath.com

Specification Enquiries

Design Centre Chelsea Harbour
1st Floor, North Dome, London
SW10 0XE
Tel: 020 7352 0249
Email: showroom@samuel-heath.com

1-05/02/2025