

# SAMUEL HEATH

**Product Number:** V7K43-1LL

**Description:** 3 Hole wall mounted tub mixer with diverter, 7 1/16" spout length



## Standards



## Flow rates

Gallons/Min	1.5 PSI	7.3 PSI	14.5 PSI	29.0 PSI	43.5 PSI	58.0 PSI	72.5 PSI
					5.5	6.2	6.9

Flow rate data provided is indicative of each product and is given in open outlet conditions. Installation design, external connections and fittings not supplied may affect the data provided.

## Finishes Available



Chrome Plate



Polished Nickel



Non Lacquered Brass



Satin Nickel (US15)



Stainless Steel with Matt Black



Urban Brass



City Bronze



Matt Black Chrome



Country Bronze



Urban Brass Matt Lacquered



Antique Brass Matt



Antique Brass Gloss



Amber Brass

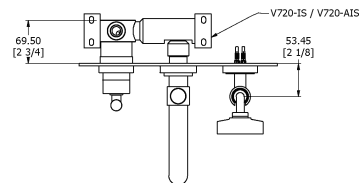


Anthracite

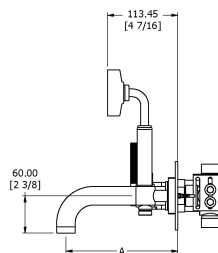
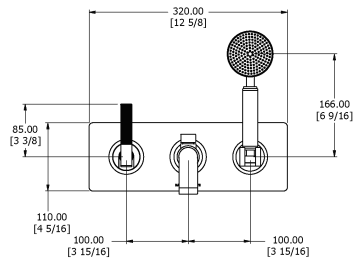
## Control Options Available



## Specification Drawing



V7K43-1: A = 180mm (7 1/16")  
V7K43-2: A = 210mm (8 1/4")



### UK Customer Service

Leopold Street  
Birmingham  
B12 0UJ  
Tel: +44 121 766 4200  
Email: info@samuel-heath.com

### US Customer Service

Federal I.D. No. 58-1504682  
Email: usa@samuel-heath.com

### Specification Enquiries

Design Centre Chelsea Harbour  
1st Floor, North Dome, London  
SW10 0XE  
Tel: 020 7352 0249  
Email: showroom@samuel-heath.com

1-31/03/2025