

SAMUEL HEATH

Product Number: V6K32XB

Description: Wall mounted bath / shower filler



Standards



Flow rates

Litres/Min	0.1 Bar	0.5 Bar	1.0 Bar	2.0 Bar	3.0 Bar	4.0 Bar	5.0 Bar
1/2" Feed		18.4	26.3	41.0	47.0	54.0	60.0
3/4" Feed		20.5	30.4	47.5	56.0	63.2	74.0

Flow rate data provided is indicative of each product and is given in open outlet conditions. Installation design, external connections and fittings not supplied may affect the data provided.

Finishes Available



Chrome Plate



Polished Nickel



Non Lacquered
Brass



Antique Gold



Stainless Steel
Finish



City Bronze



Country Bronze



Brushed Gold
Gloss



Brushed Gold Matt



Brushed Gold
Unlacquered



Antique Brass Matt



Antique Brass
Gloss



Amber Brass

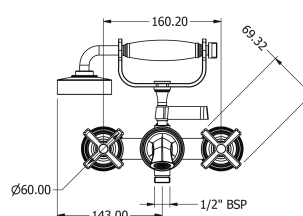
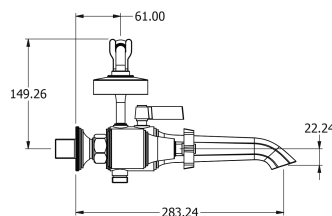
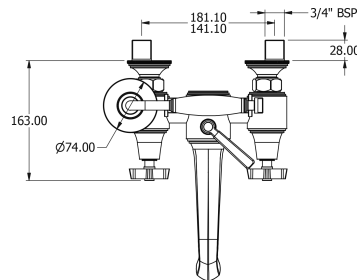


Anthracite

Control Options Available



Specification Drawing



UK Customer Service

Leopold Street
Birmingham
B12 0UJ
Tel: +44 121 766 4200
Email: info@samuel-heath.com

US Customer Service

Federal I.D. No. 58-1504682
Email: usa@samuel-heath.com

Specification Enquiries

Design Centre Chelsea Harbour
1st Floor, North Dome, London
SW10 0XE
Tel: 020 7352 0249
Email: showroom@samuel-heath.com

1-05/02/2025