

# SAMUEL HEATH

**Product Number:** V6K32L

**Description:** Wall mounted bath / shower filler



## Standards



## Flow rates

Litres/Min	0.1 Bar	0.5 Bar	1.0 Bar	2.0 Bar	3.0 Bar	4.0 Bar	5.0 Bar
1/2" Feed		18.4	26.3	41.0	47.0	54.0	60.0
3/4" Feed		20.5	30.4	47.5	56.0	63.2	74.0

Flow rate data provided is indicative of each product and is given in open outlet conditions. Installation design, external connections and fittings not supplied may affect the data provided.

## Finishes Available



Chrome Plate



Polished Nickel



Non Lacquered  
Brass



Antique Gold



Stainless Steel  
Finish



City Bronze



Country Bronze



Brushed Gold  
Gloss



Brushed Gold Matt



Brushed Gold  
Unlacquered



Antique Brass Matt



Antique Brass  
Gloss



Amber Brass

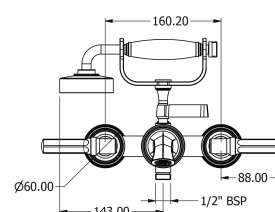
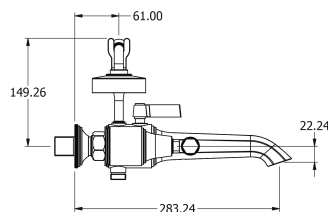
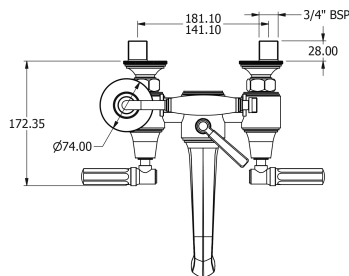


Anthracite

## Control Options Available



## Specification Drawing



### UK Customer Service

Leopold Street  
Birmingham  
B12 0UJ  
Tel: +44 121 766 4200  
Email: info@samuel-heath.com

### US Customer Service

Federal I.D. No. 58-1504682  
Email: usa@samuel-heath.com

### Specification Enquiries

Design Centre Chelsea Harbour  
1st Floor, North Dome, London  
SW10 0XE  
Tel: 020 7352 0249  
Email: showroom@samuel-heath.com

1-05/02/2025